

Ref.No. IIMTU/COE/2024/005

Date: 04/04/2024

Office of Controller of Examinations
Notification

Carryover form filling-up

All concerned students of B.Sc. Nursing are hereby informed that for the odd-semester and even-semester carryover form filling-up will be completely processed through ERP.

Students can fill out the carryover forms from 04/04/2024 onwards through ERP portal. Requisite examination fees may be deposited through a payment gateway available in the student ERP account.

Note:

1. In any case forms will not be accepted in offline mode.
2. Examinees are directed to fill-up their examination forms within the stipulated time.
3. Only semester system students are eligible to fill the carryover form.
4. While applying the form, if you see subjects which you have already passed, then do not click on those subjects otherwise the fee will be generated.

फॉर्म भरते समय यदि आपको वह भी सब्जेक्ट दिखाई दे रहे हैं जो पहले ही आप पास कर चुके हैं तो उन सब्जेक्ट पर क्लिक न करें, अन्यथा फीस जनरेट हो जाएगी।

5. To resolve the difficulties faced while filling the form, register a complaint in grievance section (through ERP) or email (examsection@iimtindia.net) or 0121-2793714 (9:30 AM to 6:00 PM)

Last date of carryover form filling :10/04/2024

(Controller of Examinations)

Copy to:-

1. Hon'ble Vice Chancellor – For kind information
2. Registrar – For kind information
3. HOD Nursing
4. On ERP (Circular section)

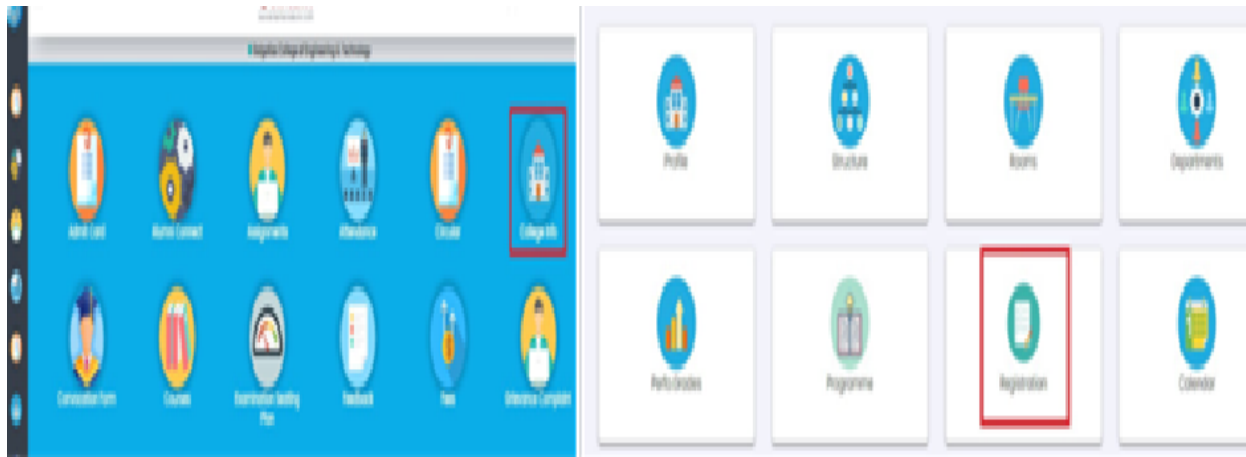
Help file for the Students

Steps to fill the examination carryover form are as follow:

1. Go to <https://iimt.icloudems.com/corecampus/index.php>

Enter Login id & Password

2. Go to **“College Info”** and Click on **REGISTRATION.**

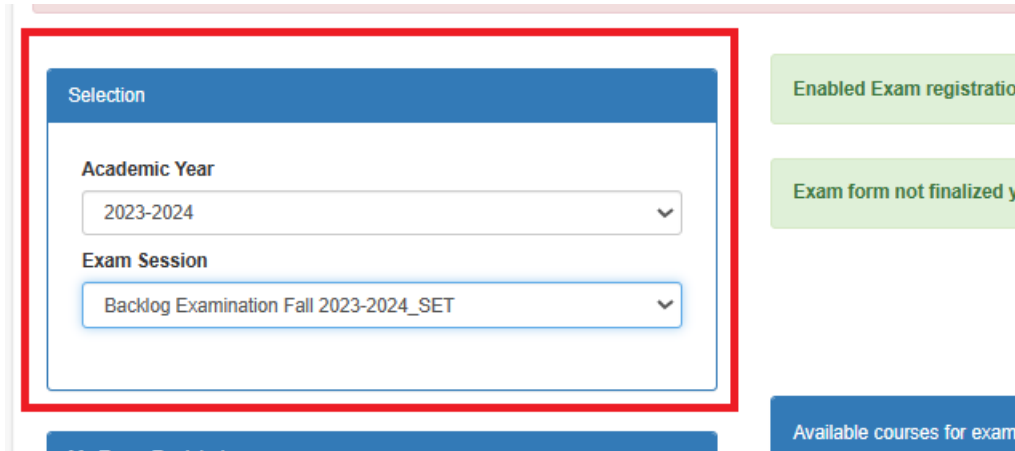


Click on Exam Form Fillup



3. Select **Academic Year : 2023-2024**

4. **Exam Session: Backlog Examination Fall 2023-2024 MSN**



Click on the semester link for which semester backlog subjects you want to apply



Verify all backlog paper are appearing

While applying the form, if you see subjects which you have already passed, then do not click on those subjects otherwise the fee will be generated.

फॉर्म भरते समय यदि आपको वह भी सब्जेक्ट दिखाई दे रहे हैं जो पहले ही आप पास कर चुके हैं तो उन सब्जेक्ट पर क्लिक न करें, अन्यथा फीस जनरेट हो जाएगी।


Click on Apply button (**Click only on those subjects which you have not cleared yet**)

Click on Check then Click on Pay Fee online

In case of facing the problem in form filling raise Grievance Complaint from your ERP login.

Process of Raise Grievance Complaint (If any)

Click on Grievance Complaint (in student login)



Select following

Grievance Category: **Examination Section**

Grievance Subject : **Backlog Form Filling related**

Enter Description : Describe your problem in detail

Attach File : Attach supporting document (If any)

Register Complaint

Grievance Category	Grievance Subject	Enter Description	Attach File
Examination section [Grievance]	Backlog form filling related p	Enter Grievance Description	Choose File No file chosen
<input type="button" value="Submit"/>			

Press submit button
